



Avalon MS

Media Center Collection Development Plan
2023-24

Shana Wax

Jennifer Williams
Principal

Shana Wax
Certified Educational Media Specialist

Table of Contents

Table of Contents	2
Executive Summary	3
District Strategic Plan 2025	3
School Collection Development Plan	3
School Analysis	4
Collection Analysis (July 2023)	5
Collection Analysis by Category (July 2023)	6
Notes	6
Representation Analysis	7
Results	7
Summary	7
Strategic Focus	8
Budget and Purchasing Plan	9
Annual Budget 2023-2024	9
Purchasing Plan 2023-2024	10
Year-to-Year Collection Change	11

Executive Summary

District Strategic Plan 2025

Orange County Public Schools is the eighth-largest school district in the United States and the fourth largest in Florida. The district serves more than 206,000 students at 202 schools and is one of the largest employers in Central Florida with more than 25,000 team members.

Vision: To ensure every student has a promising and successful future.

Mission: With the support of families and the community, we create enriching and diverse pathways to lead our students to success.

School Collection Development Plan

Avalon MS serves 865 students enrolled in grades sixth through eighth. The student population's ethnicity is made of 36% Hispanic and 64% Non-Hispanic students. Additionally, we serve a diverse population made up of 75% White, 11% Black, 1% Native, 9% Asian, 1% Pacific, and 4% Multicultural students.

The administration includes Principal Jennifer Williams and Assistant Principals Michelle Anderson and Angie Algarin. Avalon MS is proud to offer the many special programs which provide students with opportunities. These include Agriculture, PLTW, National Junior Honor Society, Orchestra, Band, Chorus, Musical Theatre, Battle of the Books Team, and various other electives and clubs.

A thorough analysis of the current media center collection at Avalon MS indicates that the average age of the collection is 2009 and the number of books per student is 16. The [American Association for School Libraries](#) has established a criteria for highly effective media centers that includes a ratio of 15-20 books available per student in the collection.

At this time, Avalon MS does not meet the recommended standards for the number of books per student.

The analysis of the collection also revealed the following areas of strengths and concerns:

- Avalon Middle School students showed substantial growth in all state achievement data except for 7th and 8th grade ELA. Our 7th grade math data is lower because we only had 46 7th graders in regular 7th grade math.
- The average publication date of 2009 is above the district average, but can still be improved.
- The reading level of our students is higher than the average 5.4 reading level of our collection.
- Purchases of new books will focus on Hispanic students and Hispanic heritage.

- Weeding will focus on updating aged titles in the non-fiction section, as well as any books in the collection that do not meet statute requirements.

School Assessment Analysis

The school assessment analysis provides an overview of the school's assessment data for the previous two school years.

Proficiency Data							
Assessment	2021-22	Assessment	2022-23	Assessment	2021-22	Assessment	2022-23
FSA ELA Grade 6	67%	FAST ELA Proficiency Grade 6	74%	FSA Math Grade 6	70%	FAST Math Proficiency Grade 6	91%
FSA ELA Grade 7	70%	FAST ELA Proficiency Grade 7	58%	FSA Math Grade 7	76%	FAST Math Proficiency Grade 7	29%
FSA ELA Grade 8	69%	FAST ELA Proficiency Grade 8	62%	FSA Math Grade 8	49%	FAST Math Proficiency Grade 8	81%
Civics EOC	87%	Civics EOC	84%	FSA Algebra 1 EOC	96%	BEST Algebra 1 EOC	99%
NGSSS Sci 8 EOC	66%	NGSSS Sci 8 EOC	72%	FSA Geometry EOC	98%	BEST Geometry EOC	100%

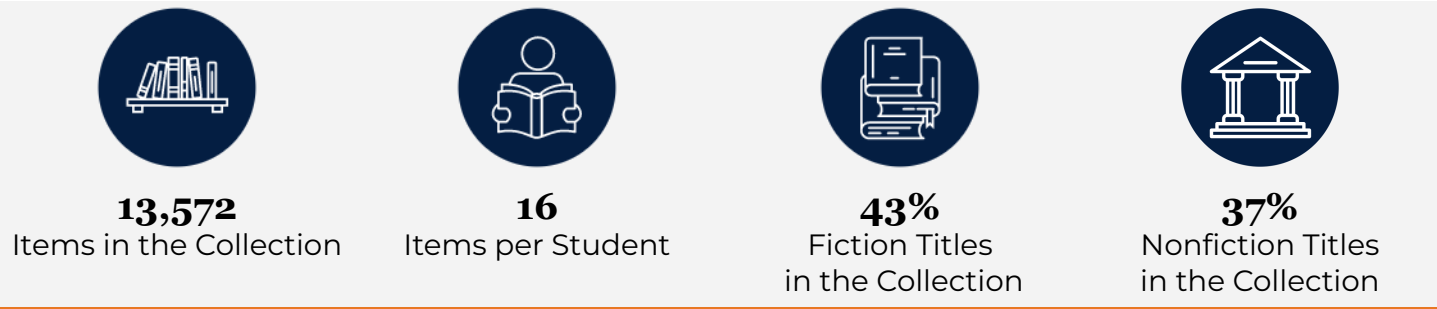
Comparison between 2021-22 and 2022-23 Testing Data

(adapted from <https://www.fldoe.org/accountability/assessments/k-12-student-assessment/results/2023.stml>)

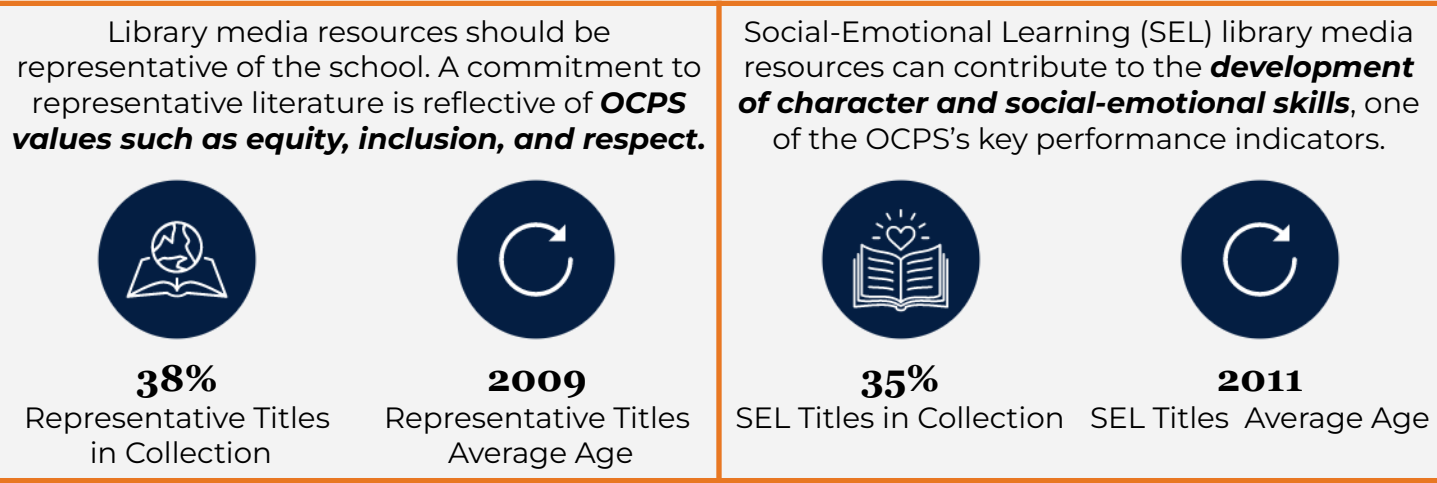
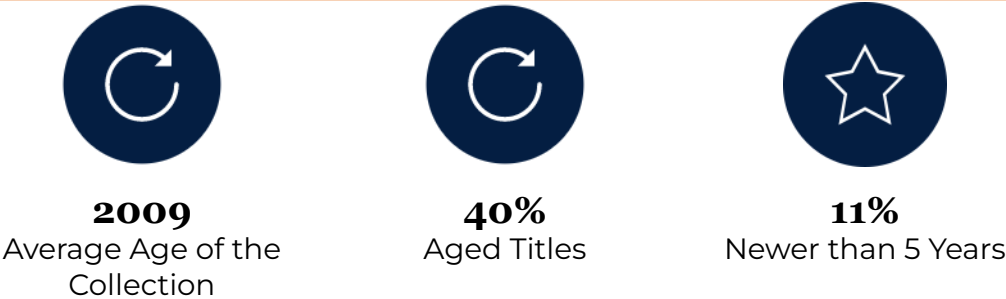
In 2023, the state transitioned from Florida Standards Assessments (FSA) to Florida Assessment of Student Thinking (FAST) for English Language Arts (ELA) and Mathematics. The 2022-23 for FAST and Benchmarks for Excellent Student Thinking (B.E.S.T.) End-of-Course (EOC) assessments are based on **provisional** achievement level cuts that are linked to each assessment's respective 2021-22 reporting scale. Comparisons should not be made between the 2023 data and previous years' data.

Collection Analysis

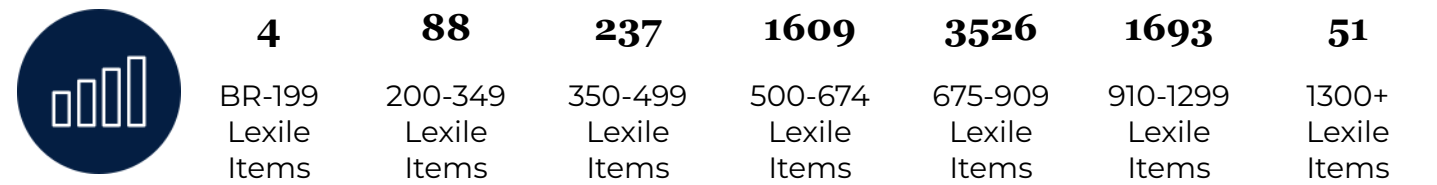
The collection is developed for and influenced by students, their interests, academic needs and alignment to the curriculum. The data below is a snapshot of the collection based on a Titlewise Analysis from July 2023. Purchasing or weeding after that time is not reflected in this data.



Library media resources are curated to include both recently published works and classics that both rightfully impact the average age of the collection.



Library media resources are distributed across the **Lexile reading level ranges** noted below.



Collection Analysis by Category

The information collected in this section provides a detailed look at the current library collection by classification and genre. The information was gathered from Follett Destiny, the library management system, and Titlewave, the vendor's ordering and analysis tool.

Section	# of Titles	Average Age
Computer Science, Information & General Works	158	2011
Philosophy & Psychology	84	2009
Religion	56	2004
Social Sciences	954	2008
Language	50	2006
Science	752	2007
Technology	471	2009
Arts & Recreation	758	2007
Literature	243	2004
History & Geography	1483	2006
Biography	677	2009
Easy	4	2021
General Fiction	5827	2011
Graphic Novels	660	2012

Notes

- Biographies were weeded last year, but need to purchase newer ones to update age.
- Technology is dated. Need to weed and purchase to update the collection.
- Literature and Religion books are dated and need to be updated, even though we do not have many checkouts in that area.
- Computer Science, Information, & General Works were updated a few years ago, but since this area changes over the years, we can update this section as well.
- Overall focus needs to be on updating non-fiction collections and completing fiction series.

Representation Analysis

Enrollment & Demographic Data					
865 2023-24 Student Enrollment as of September 7, 2023	Subgroups		Federal Ethnicity		
	15% ELL	8% ESE	36% Hispanic	64% Non-Hispanic	
Federal Race Category					
75% White	11% Black	1% Native	9% Asian	1% Pacific	4% Multicultural

To deepen focus on strategic collection development, specific sections of the collection were analyzed in detail to determine whether the media center collection reflects and represents various points of view and experiences. The goal is to provide a balanced collection that can be both a mirror, to reflect a reader's experience, and a window, so readers can experience different viewpoints.

Results

Based on the available school data of Avalon MS in comparison to Collection Analysis results, it was found that:

Student Representation	% of Students	Total # of Titles	Total % of Titles	Avg. Age of Titles
Hispanic	36%	252	2%	2012
Black	11%	493	4%	2011
Native	1%	180	1%	2004
Asian	9%	339	3%	2011

Strategic Focus

This page lists the priorities for selection and weeding for each school year and includes the action, updates, and outcomes. This is subject to change due to funding and time constraints.

School Year	Strategic Focus
2023-2024	Selection Priorities <ul style="list-style-type: none">• Priority 1: Hispanic Students are 36% of the school's population. However, we only have 2% of our titles that highlight Hispanic characters or subjects. We need to purchase more titles.• Priority 2: Complete unfinished series already in the collection based on student interest/requests.• Priority 3: Purchase more books with higher Lexile levels to meet the needs of our student population.
	Weeding Priorities <ul style="list-style-type: none">• Priority 1: Political Science (146 aged titles)• Priority 2: Social Problems and Services (156 aged titles)• Priority 3: Life Science/Biology (102 aged titles)
2024-2025	Selection Priorities <ul style="list-style-type: none">• Priority 1: Update General Fiction even further. Increased average age from 2010 to 2011 , but still have room for improvement• Priority 2: Sunshine State Books for 2024-25• Priority 3: Update the technology section to align with current trends and information. Average age is 2009.

	Weeding Priorities <ul style="list-style-type: none">• Priority 1: Weed titles older than 15-20 years• Priority 2: Titles that have had little or no circulation• Priority 3: Young Adult or Adult titles that do not meet current statute requirements
--	--

Budget and Purchasing Plan

This page outlines the current budget available and specifically lists the priorities for this school year (2023-2024).

Annual Budget 2023-2024

State Funds	
Source	Amount
State (1001111000)	16,260.06
Internal Accounts	
Source	Amount
Book Fair Profits	\$2,393.43
Scholastic Bucks	\$9.17
Library Fines	\$964.80
Grants or Donations	\$0.00
TOTAL	\$18,653.49

Purchasing Plan 2023-2024

Approximate Purchasing Plan	
Purpose	Amount
Update dated nonfiction categories	\$4,500



Complete active series in general fiction	\$2,000
Purchase more Hispanic/LatinX titles	\$1,500
Updated Fiction titles for higher Lexile levels	\$3,500
TOTAL	\$11,500

Year-to-Year Collection Change

The information below represents the year-to-year change within the library media center collection from the 2022-23 to 2023-24 school year. The 2022-23 data is based on a collection analysis from June 2022, while the 2023-24 is based on a collection analysis from July 2023.

Data Reflection

- Due to a weeding focus and classroom library focus, our collection did not grow.
- We weeded more books than we purchased.
- We only weeded our graphic novels and biography collection last year.

2022-23 Purchased and Weeded Materials		
Materials Added to the Collection	807	Materials Weeded from the Collection 902
Category	2022-23	2023-24
 Items in the Collection	13600	13,572
 Items per Student	15	16
 Average Age of Collection	2009	2009



**Representative
Titles in the
Collection**

37%

38%

Signature: *J. Williams*
Jennifer Williams (Sep 28, 2023 15:34 EDT)
Email: jennifer.williams@ocps.net